



# Voter Suppression & How to Counter It

Beat the GOP plan – Get Out The Desi Vote


Swati Joshi

TSB Core/AZ/TX\_DFW

Subash Iyer

TSB NY

# Agenda



- What is Voter Suppression
- Voter Suppression Methods
- What we (YOU) can do
- Assignment for TSB Chapters
- Resources – Tool kit

# Voter Suppression

## What is it?

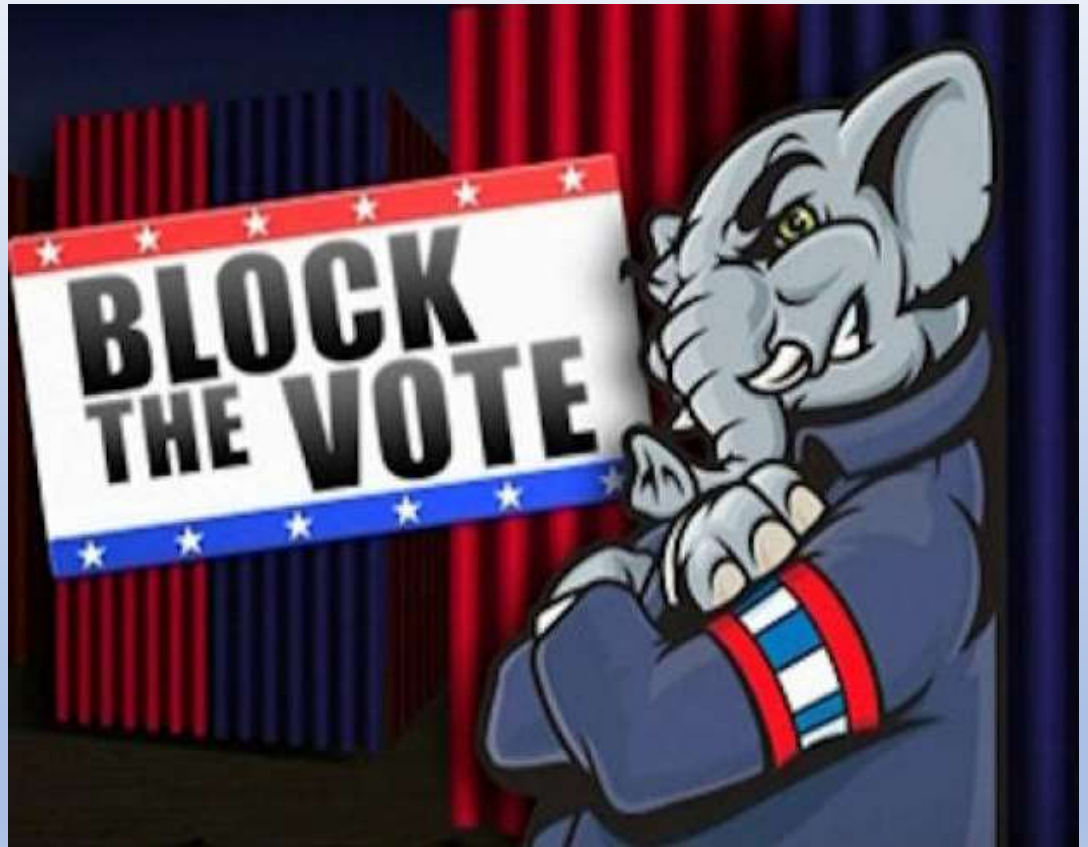
- WHAT:
  - Strategy to influence the outcome of an election
- HOW:
  - By discouraging or preventing people from voting
- WHO:
  - Political strategy, usually at a party-level
- Where:
  - Prevalent across the US




# Voter Suppression

## What is it?

- Part of the US Legal Code
- Title 18 Section 584
- Definition:  
“Either legal or illegal – by way of laws, administrative rules, or tactics that prevents eligible voters from registering to vote or voting.”





## Voter Suppression What is it?

- Voting Rights Act of 1965
  - A critical protection of the fundamental right to vote
- In 2013 – Supreme Court case *Shelby County v Holder* rolled back a lot of the protections
- 5 to 4 vote in the Supreme Court overturned key portions of the Voting Rights Act of 1965

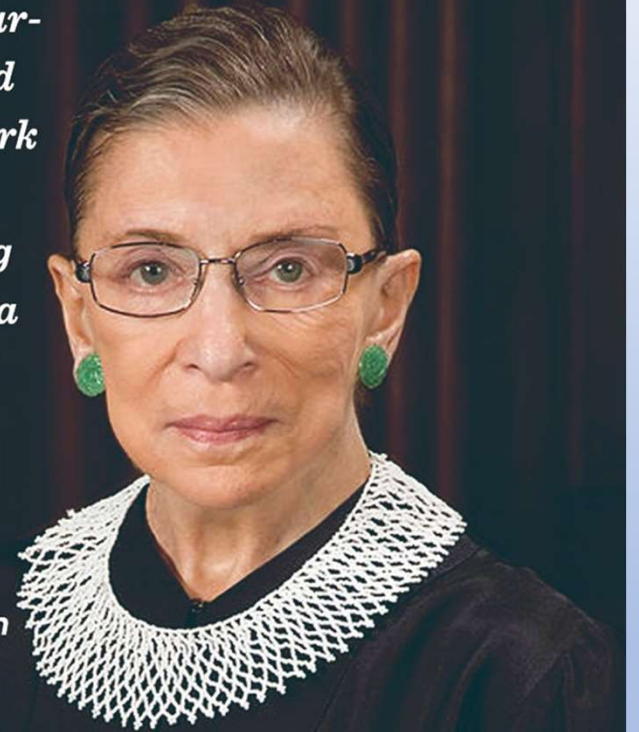
# Voter Suppression

## What is it?

- Supreme Court Chief Justice Roberts said *Voter Rights Act* protections were based on **“decades-old data and eradicated Practices.”** And said there was **“no longer such a disparity for communities of color.”**

*“[t]hrowing out preclearance when it has worked and is continuing to work to stop discriminatory changes is like throwing away your umbrella in a rainstorm because you are not getting wet.”*

*- Justice Ginsburg in her dissent in Shelby County v. Holder decision*



# Voter Suppression

## What is it?

### Who is impacted most

- Communities of color
  - Disproportionately impacted
- Elderly
- Women
- Students
- Disabled
- Low-income or Homeless

**Statistically – these are Democrats!**



# Voter Suppression

## What is it?


### Who benefits most

- Republican lawmakers
- Corporate Donors who fund Republicans

### Facts

- Voter suppression laws
  - Introduced only by Republican lawmakers
  - Passed in Republican held legislatures
  - Generally signed into law by Republican Mayors, Governors, or Presidents
  - Little or NO Democratic support

**Majority of country supports voting policies of the Democratic Party**





# Voter Suppression

## What is it?

- Voter registration problems
- Voter purges
- Strict voter ID and ballot requirements
- Voter confusion
- Voter intimidation and harassment
- Poll site closures and long lines
- Limiting early voting
- Malfunctioning voting equipment
- Disenfranchisement of justice-involved individuals (Felony Disenfranchisement)
- Gerrymandering
- Sabotaging Election Infrastructure
- Disinformation
- Not informing you of your rights



# Voter Suppression

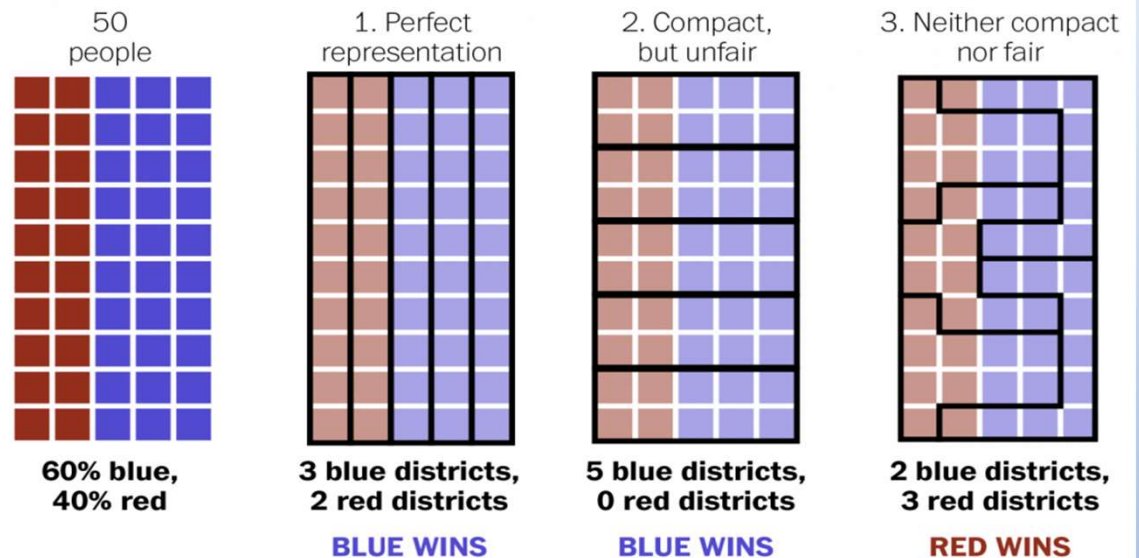
## What is it?

### Gerrymandering

- Drawing electoral districts in order to favor one party
- After 2010 Census – GOP initiated Operation REDMAP
  - Drawing districts favorable to GOP Candidates
- Both sides do it but GOP passes laws to limit access to the ballot box

### Gerrymandering, explained

Three different ways to divide 50 people into five districts



# (ANTI) Voter Suppression What YOU can do

1. Check your voter registration
2. Make your voting plan NOW!
  - Vote by Mail
  - In-person voting
3. Check your State's Voter ID Requirements
4. Find your Early Voting Polling Place
5. Find your Election Day Polling Place
6. Print out the Polling Locations
7. Learn what's on your Ballot
8. Print out your sample Ballot
9. Be prepared to wait in line
10. Encourage 100 or more friends to vote
11. Follow up – Check your ballot status



# (ANTI) Voter Suppression What YOU can do NOW

- Check your voter registration
  - Make sure you're registered to vote
  - Make sure your Voter Info is correct
    - <https://www.usvotefoundation.org/vote/eoddomestic.htm>
- Make your voting plan NOW!
  - **Be prepared EARLY**
  - **VOTE EARLY**
  - Voting by Mail
    - Request your ballot NOW
    - Send in your ballot EARLY
  - Going to the Polls? **GO EARLY**
    - **Utilize Early Voting in your State**
  - **Check your State's Voter ID Requirements**



(ANTI)  
Voter Suppression  
What YOU can do NOW

- Find your Early Voting Polling Place
- Find your Election Day Polling Place
- Print out the Polling Locations
  - <https://www.vote.org/polling-place-locator/>
- Learn what's on your Ballot
  - <https://www.vote411.org/>
- Print out your sample Ballot
  - <https://www.vote411.org/>



(ANTI)

Voter Suppression

What YOU can do NOW


- Be prepared to wait in long lines
  - Wear your comfy shoes
  - Wear your masks
  - “Pack a brown bag dinner & maybe breakfast too” – Michelle Obama
  - Be willing to stay in line until you VOTE
  - As long as you get to the polls before the closing time, you have the RIGHT TO VOTE, no matter how long it takes.





# (ANTI) Voter Suppression Checklist

- DON'T PROCRASTINATE**
- Be Prepared**
  - Know where you're voting
  - Know what's on your ballot
  - Printout your Sample Ballot
  - Check the Voter ID Requirements in your State
- Take advantage of EARLY Voting**
  - Less crowds
  - Reduce risk of catching COVID-19
- Vote By Mail**
  - Get your ballots NOW
  - Send in your ballot within 1 day of receiving
- Be comfortable (Be prepared for long lines)**
  - Wear comfy shoes
  - Bring water and food
  - Be Patient
- Bring your friends to vote**
  - Encourage at least 100 friends
- Follow up**
  - Check your ballot status



# Voting Rights



- If you are **in line when polls close**, you are **entitled to vote** no matter how long it takes.
- At a minimum, you are **entitled by law to a provisional ballot**.
  - Ask first to confirm your registration in the regular list, any supplemental list, and the State's system.
- Voters with **disabilities** or **limited English proficiency** may **get help** voting from a **person they choose**, as long as it's not an agent of their employer or union.
- If anything goes wrong, **call the National Voter Protection Hotline: 1-866-OUR-VOTE**.
  - (Call 1-888-API-VOTE if assistance is needed in Urdu, Hindi, or Bengali.)
- When in doubt, **consult your State or County Board of Elections** website. Find yours [here](#).

**KNOW  
YOUR  
RIGHTS**







# Is Mail-In Voting Safe and How Can I Make Sure My Ballot is Counted?

---

**Nandini Sarin**

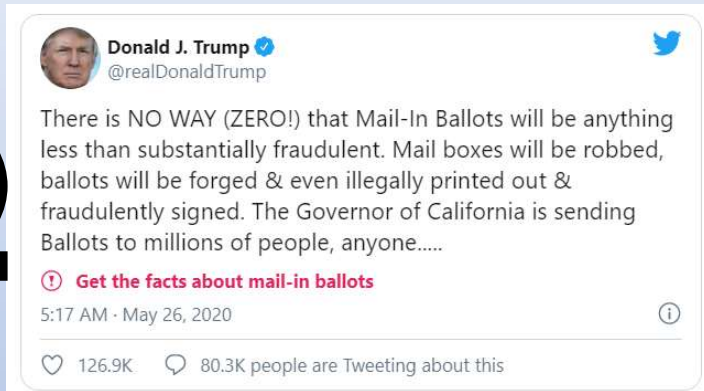
**TSB LA+**



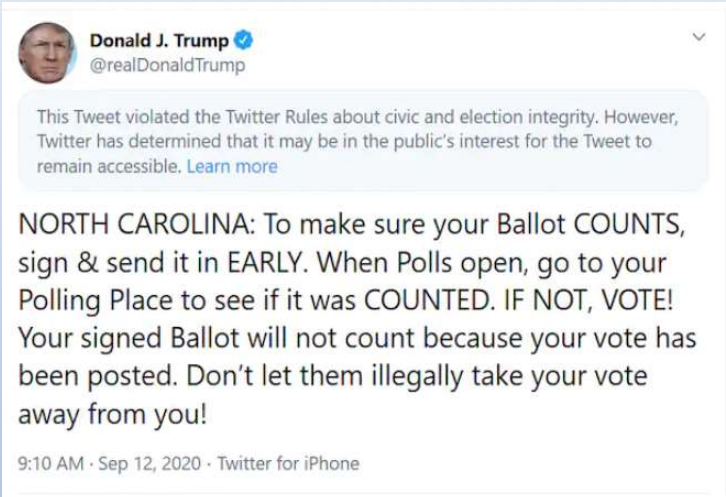
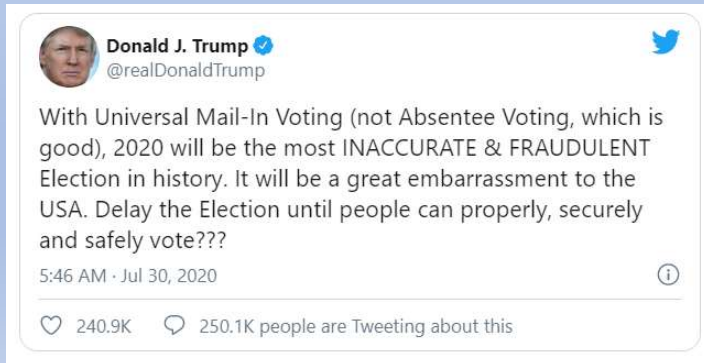
# There are many claims doubting the integrity of mail-in voting



FRAUDULANT!



INACCURATE!



ILLEGAL VOTING!

Attorney General William Barr told Wolf Blitzer in a CNN interview on September 2, 2020, "Elections that have been held with mail have found **substantial fraud and coercion.**"

Blitzer also asked Barr what is the basis for his claims that **foreign countries** could make a large number of **fake ballots** and send them in without detection, Barr said, "I'm basing that on logic."

FOREIGN INTERFERENCE!

# The facts show mail-in voting is safe and secure



- “Over the past 20 years, more than 250 million ballots have been cast by mail nationwide with ONLY 143 criminal convictions for election fraud related to mail ballots (that averages out to about one case per state every six or seven years, or a fraud rate of 0.00006%).” - NPR
- There is no evidence that mail-in voting is vulnerable to foreign interference
  - Ballots are unique for each election
  - Typically, each jurisdiction has numerous unique ballot styles since voters will be choosing local and national candidates
  - Proofs for each ballot style are reviewed and tested to ensure the ballot scanners will read only those ballots
  - Fake signatures would have to be created to match the signature of every voter on file
  - Ballots aren't counted if they aren't printed on the proper type of paper and don't include specific technical markings

# There are some challenges with mail-in voting

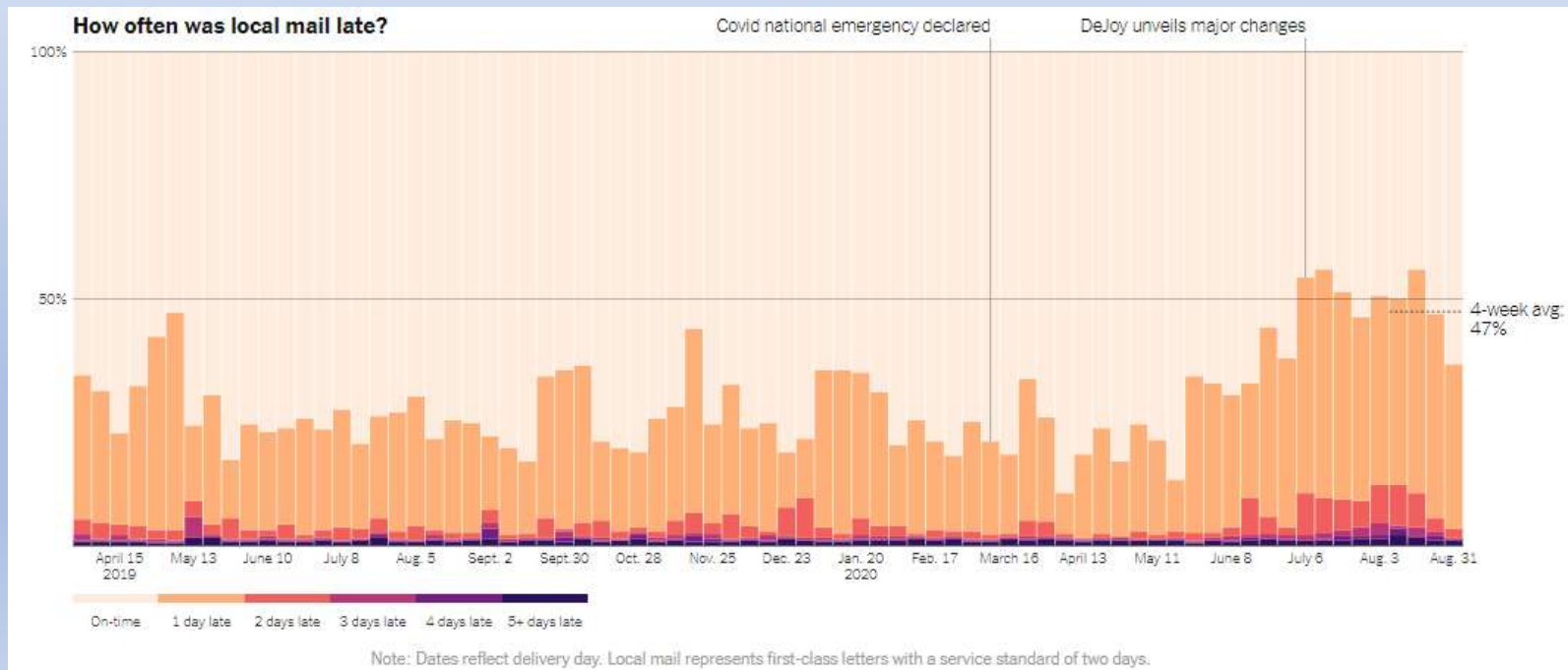


- Significantly more people are expected to vote by mail in the 2020 election which could mean delays in mail delivery and in finalizing election results
- Mail-in voting can be a barrier for non-English speakers, those with disabilities, and delivery can be problematic on Native American reservations, where residents sometimes don't have street addresses
- Recent actions by Louis DeJoy, Postmaster General, will most likely impact mail-in voting
  - The USPS is undergoing extensive organizational and policy overhaul due to its financial conditions
  - Cost-cutting moves have already delayed mail delivery by as much as a week in some places
  - Recently, approximately 10% of the Postal Service's sorting machines were decommissioned

# Mail delay is a real problem



- As a result of DeJoy's actions, in August 2020, the USPS warned 46 states and DC that it could not guarantee all ballots cast by mail in the November election will arrive in time to election officials to be counted
- We already see mail delivery slowdown compared to earlier in the year



Source: New York Times

# Here's what you can do to make sure your mail-in ballot is counted



## When does my ballot need to arrive?

- Ballot must be received on or before Election Day
- Ballot must be postmarked on or before Election Day, but can be received later

AL	AZ	AR	CO	CT
DE	FL	HI	ID	IN
LA	ME	MI	MO	MT
NE	NH	NM	OK	OR
PA	RI	SC	SD	TN
VT	WI	WY		

AK	CA	DC	GA	IL
IA	KS	KY	MD	MA
MN	MS	NV	NJ	NY
NC	ND	OH	TX	UT
VA	WA	WV		

The green states represent 313 of the 538 Electoral College votes (or 58%)

If you're planning to vote by mail,

1. check your registration status
2. mail in your ballot no later than October 27, 2020
3. double check with your county elections office about when mail in ballots must be postmarked
4. contact your county elections office if you have not received a ballot by the second week of October
5. make sure you fill out your ballot correctly and sign the back of the envelope
6. check for ballot drop off locations (just in case)
7. check your ballot status after you've mailed it in



# Going to the Polls

Raj Pati

TSB WI/IL



# Intimidation at the Polling Booth



## What to do if you experience voter intimidation

- Give a sworn statement to the poll worker
  - that you satisfy the qualifications to vote in your state, and
  - then proceed to cast a ballot
- Report intimidation
  - Election Protection Hotline
  - **1-866-OUR-VOTE**
  - [Contact your local election officials](#)
    - **Their offices will be open on Election Day.**

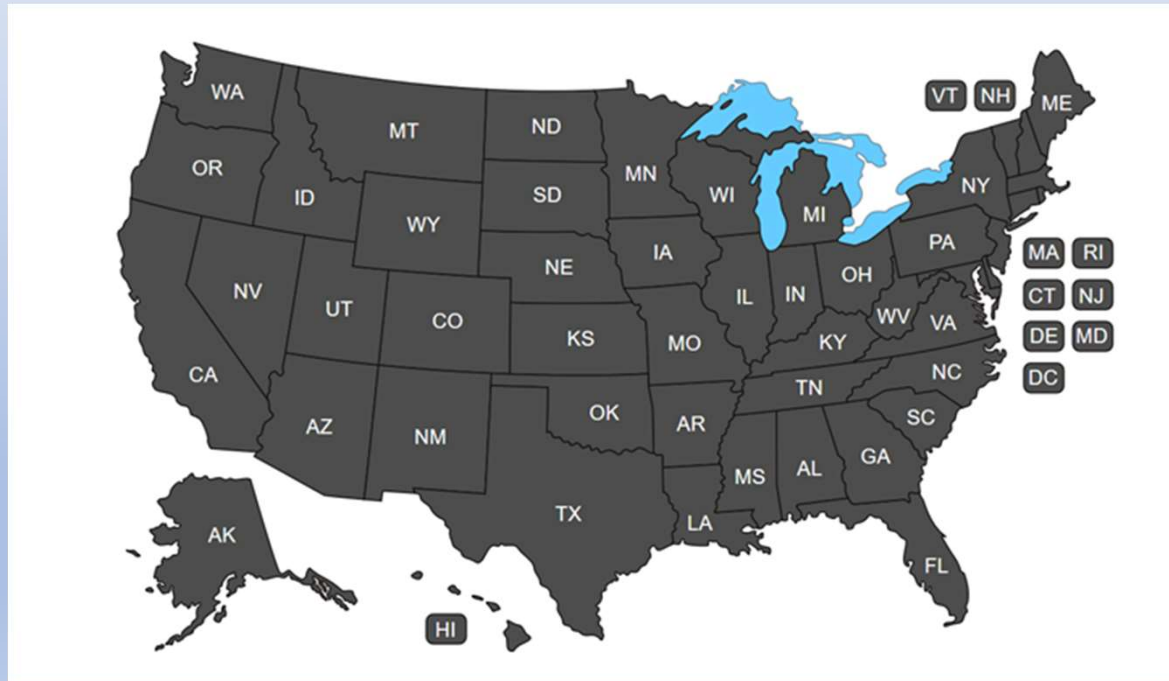


*It's illegal to intimidate voters and a federal crime to "intimidate, threaten, [or] coerce ... any other person for the purpose of interfering with the right of [that] other person to vote or to vote as he may choose."*

# Voter Hotline nation wide 866-OUR-VOTE



My [State](#) Information





# Poll Workers

**Sukhmani Singh**

**TSB AZ**

# The Urgent Need for Poll Workers



- Every eligible voter who wants to vote should be able to vote without major inconvenience
- Poll workers are needed to make that possible
- A lack of poll workers means fewer polling places and longer lines and wait times for voters: see recent primaries

Wisconsin primary, April 2020:  
Milwaukee, which normally has **180**  
polling places, only opened **5** (for  
294,000+ registered voters).

Several other states reported poll  
worker shortages.



# Why Be a Poll Worker?

- Prevent the closure of polling places
- Ensure polling places are appropriately staffed to minimize long lines and delays
- Help ensure voting equipment and technology functions properly
- Help voters in your community navigate with any issues that arise when voting



# Impact of Pandemic

- Increased need to recruit a diverse pool of poll workers, including many more young people

Over **900,000 poll workers** served in the 2016 election.

More than **half** were **over 60**.

Even if most voting is done by mail, poll workers will be needed to:

1. Staff polling places where there will still be in-person voting

AND

1. Help count the increased number of absentee/mail ballots in states that increase vote by mail



# What Do Poll Workers Do?

- Help voters check in, understand their ballots, and cast their vote
- Answer questions from voters
- Help set up and operate voting machines
- Manage crowd flow in and out of polling location and help voters maintain physical distance in lines
- Implement COVID specific procedures at polling places (sanitizing machines, surfaces, equipment, etc.)
- With increased absentee and mail voting, poll workers may also be needed to help open and count mail-in ballots.



# What's the Process?

1. Sign up on [www.powerthepolls.org](http://www.powerthepolls.org) ([www.powerthepolls.org/cvps](http://www.powerthepolls.org/cvps) if in AZ)! You'll be provided with details and requirements for being a poll worker in your community, as well as a link to apply in your county.
2. Follow Up! Election officials may take a little while to respond due to the various demands of preparing for the election, but be sure to follow up if you haven't heard back after 2 weeks.
3. Attend training before serving! Contact your county election officials regarding training details.
4. Work during Early Voting or on Election Day!





# The Life of a Ballot Democracy in Action

Ranjana Bhattacharjee  
TSB OH



## *15th Amendment*

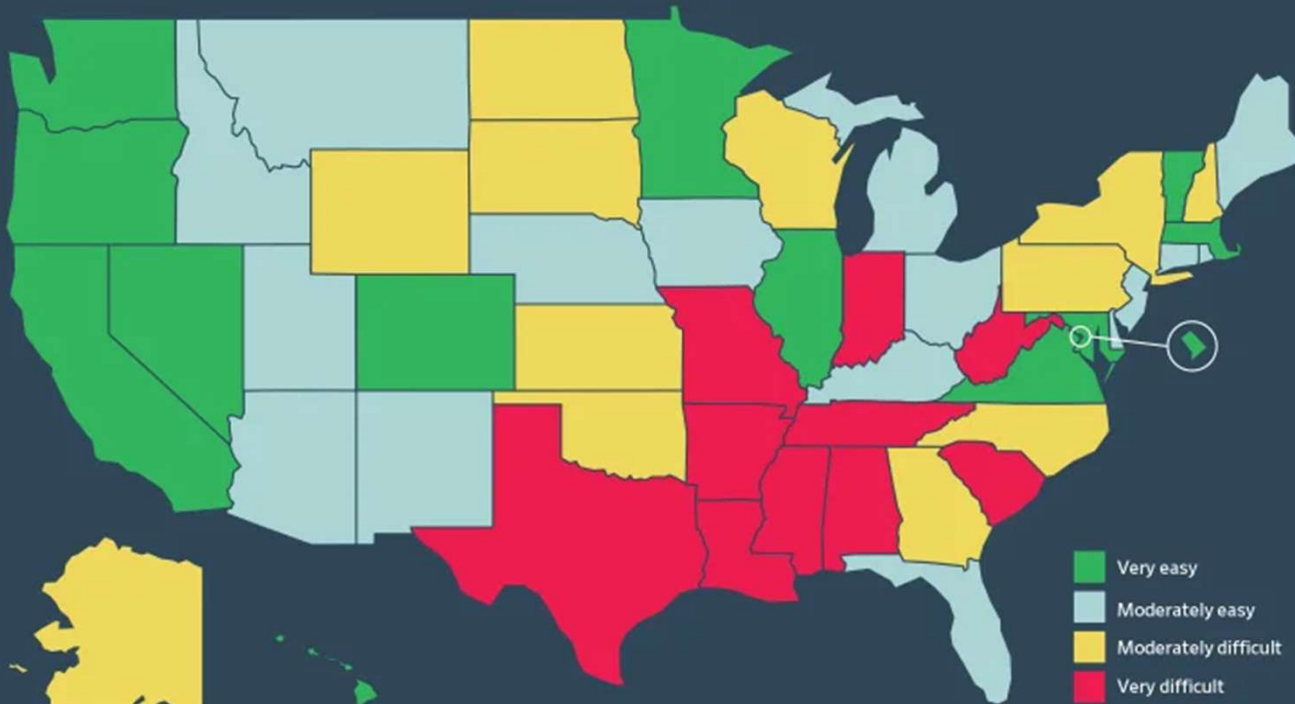
*The right of citizens of  
the United States  
to vote shall not be denied  
or abridged by the  
United States or by any State  
on account of race, color,  
or previous condition  
of servitude.*

*Ratified  
February 3, 1870*





## How Easy Is Voting in Your State?




## Voting Barriers

- ID requirements/  
Voter ID law
- VBMail - valid excuse
- Notarized documents
- Same day registration
- Early in person voting
- Ballot rejections

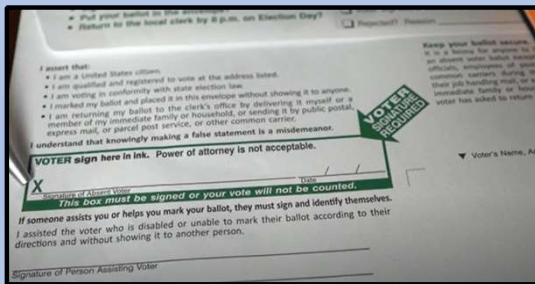
[How Easy is to Vote in Every State?](#)

# 1) In-Person Voting

# 2 Voting Options



# 2) Voting by Mail Ballot Box!



# Besides Voters, Who will be at the Polls?



## ELECTION WORKERS

*(Please sign up if you can!)*

- **Open & close the polling stations, issue ballots to registered voters, registers voters (some states), monitors the voting equipment.**
- Get paid for working Election Day
- Are eligible voters who are registered in the state where they are stationed (differ by state)
- Have training that is offered or required both online or in-person
- **Are expected to conduct themselves in a Bipartisan manner**



## ELECTION WATCHERS

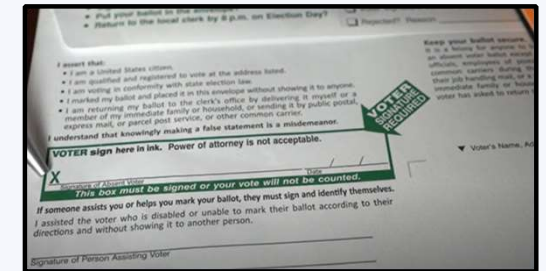
- Job is to ensure that the voting process runs smoothly & according to the law
- **Observe the election workers & voters for any possible violation of election law**
- **Allowed to watch the casting of ballots, testing of voting equipment & counting of ballots**
- States generally specify the number of partisan watchers allowed at polling place; how they are appointed & trained; when & where they are allowed to operate & what their responsibilities entail.
- Can be appointed by political candidates, parties, & groups that advocate for or against specific policies
- **Partisan citizen observers**



# Why are Ballots rejected?



1. No signature on ballot
2. Missed deadline (*consider ballot box drop off instead of USPS!*)
3. Signature does not match what is on file
4. Forgot to sign the back of the envelope



## Who's ballot is likely MOST to get rejected?

- 1st time absentee voters
- Young Voters
- People Of Color

# Where is my Ballot (mail-in)?



The first date for mailing UOCAVA (military and overseas civilians) voters is 9/18/2020. The first date for mailing regular mail-in voters is 10/6/2020.

Total Records found:1

### Search Results

Full Name	Absentee Address	App Processed	App Type	Ballot Processed	Ballot Received
<u>Description</u>					
BHATTACHERJEE, RANJANA SINHA Birth Year: █████	8362 WILDFLOWER DR POWELL OH 43065-7398	07/16/2020	MAIL - ABSENTEE	NOT SENT	NOT RECEIVED

No ballot has been issued. You must contact your local board of elections if you have any questions or concerns.

[Get the Ohio Voter Info app for your smartphone or tablet!](#)

Delaware County Board of Elections  
2079 US Highway 23 N PO Box 8006  
Delaware OH 43015  
Phone:(740) 833-2080 Fax:(740) 833-2079  
[Send an email to boe@co.delaware.oh.us](mailto:boe@co.delaware.oh.us)  
[Go to Home Page](#)



# Vote from Abroad

**Nidhi Trehan**

**TSB TX - Austin**



# TSB Vote from Abroad

## Outreach to US Citizens living in South Asia



- Estimate (conservatively) ~500K US Citizens living in South/Southeast Asia
  - stretching from Afghanistan to Myanmar
  - voting rate for citizens abroad is less than 10%.
- Democrats Abroad (DA) in India
  - 3 chapters based in Mumbai, New Delhi and Bangalore
  - no active chapters in Pakistan, Bangladesh, Sri Lanka or Nepal
  - Unable to share information about exact number of ex-pats or the e-mail list of US citizens living in India
- Democrats Abroad
  - provided important links
  - information on the Vote from Abroad process (request for absentee ballots and vote by mail deadlines)
- Obstruction to voting
  - in practice – happens due to delays in the postal service
  - A few US senators have tried to intervene for 2020
    - [https://www.democratsabroad.org/us\\_senators\\_demand\\_answers\\_from\\_us\\_embassies\\_on\\_voter\\_assistance](https://www.democratsabroad.org/us_senators_demand_answers_from_us_embassies_on_voter_assistance)

# Vote from Abroad for US citizens

## Action we have taken:

- Sent an email blast to all TheySeeBue members
  - Information on how to register
  - How to vote from India (or anywhere else)
  - Two key links we provided
    - [www.votefromabroad.org](http://www.votefromabroad.org)
    - [www.democratsabroad.org](http://www.democratsabroad.org)
- Asked them to amplify the message
  - Send their friends and family via email or WhatsApp or text message
  - Great story from 'American Kahani'
    - recounts a millennial's childhood in Kuwait
    - how her parents voted from abroad without fail
    - she is a TSB TX core team member
    - <https://americankahani.com/millennials/all-in-it-together-our-love-of-political-engagement-made-us-an-unusual-south-asian-american-family/>
- Future actions to be taken:
  - Resend email ASAP because of deadlines to register to vote by mail
  - Ask people to post the e-blast on social media
  - Send reminders NOW to vote and mail in their Absentee ballots from abroad including instructions how and where to mail and by when (for India)





# TSB Chapters - Assignment

Swati Joshi

TSB AZ/TX

# TSB Chapters



## Chapter Assignment

- Create custom checklist by state
  - Use list to the right → → → →
- Add state specific web links to:
  - Confirm voter registration
  - Key Voting dates
    - Registration
    - Early voting
    - Vote by Mail
    - Absentee voting
  - Locate Early voting polling places
  - Locate Election day polling places
  - Sample ballots by zip code
  - Vote by Mail – Rules & deadlines
  - Sample ballots
  - Follow up on Ballot status
- Check everything before you leave home

**Toolkit has helpful links**

## Checklist

- Check your voter registration
- Make your voting plan NOW!
  - Vote by Mail
  - In-person voting
- Find your Early Voting Polling Place
- Find your Election Day Polling Place
- Print out the Polling Locations
- Learn what's on your Ballot
- Print out your sample Ballot
- Be prepared to wait in line
- Encourage 100 or more friends to vote
- Check your ballot status

Election Day is November 3, 2020

# Register

## Voter Registration Deadlines:

ONLINE: October 19, 2020

BY MAIL: October 19, 2020

You can register to vote at the polls on Election Day

## Register Online:

<https://registertovote.ca.gov/>

## Check Voter Status:

<https://voterstatus.sos.ca.gov/>

# Vote

## IN-PERSON:

On Election Day from 7:00am to 8:00pm or return your ballot to a polling place or the office of your county official

You don't need an ID if you've voted before\*\*

Polling Places in CA by county

<https://www.sos.ca.gov/elections/polling-place>

## BY MAIL:

All **registered** voters will be mailed a ballot

Ballots must be postmarked on or before November 3, 2020 and received by your county elections office no later than November 20, 2020. Stamp is not needed

USPS recommends mailing ballots no later than October 27, 2020

## DROP OFF:

Drop your ballot into one of your county's ballot drop boxes

<https://caearlyvoting.sos.ca.gov/>

Anyone may return your ballot as long as they don't get paid for it and you must fill out the authorization section found on the outside of the ballot envelope

## EARLY VOTING:

Early voting may start as of October 5, 2020. Check your county elections office

# Verify

## TRACK YOUR BALLOT:

You can check the status of your ballot online and register to receive an email and/or text notification once your ballot is received. The following southern CA counties offer this option: Kern, Los Angeles, Orange, Riverside, San Luis Obispo, Ventura

<https://california.ballottrax.net/voter/>

## LOST, DESTROYED or NEVER RECEIVED A BALLOT:

Contact your county elections official to receive a second ballot in the mail

Link to County Election Official:

<https://www.sos.ca.gov/elections/voting-resources/county-elections-offices>

## ADDITIONAL INFO:

<https://www.sos.ca.gov/elections/voter-registration/vote-mail/vbm-nov2020-general-election>

<https://www.sos.ca.gov/elections/>

<https://www.betterknowaballot.com/ca/>



## BE PREPARED AHEAD OF TIME:

- 1) Check your voter registration status
- 1) Make your voting plan NOW (e.g. vote by mail or in-person)!
- 1) Find a polling place open for early voting
- 1) Find your Election Day polling place
- 1) Print out polling locations near you
- 1) Learn what's on your ballot
- 1) Print out a sample ballot
- 1) Be prepared to wait in line (for in-person voting)
- 1) Encourage ALL your friends and family to vote
- 1) Check your ballot status

\*\*The only time you may need to show an ID is if you did not provide either a state-issued ID number or the last four digits of your Social Security Number when you registered to vote by mail. A photo ID, a current utility bill, bank statement, government check, paycheck, or other government document are all valid forms of ID.

**OHIO**  
[VoteOhio](#)  
**Election Day is November 3, 2020**

# Register

## Voter Registration Deadlines:

ONLINE: October 5, 2020  
BY MAIL: October 5, 2020

Online Ohio Voter Registration Video:

[How to Register Online to Vote in Ohio](#)

## Register Online:

[Welcome – Ohio Online Voter Registration](#)

**Absentee & Early Voting:**  
[Absentee Voting & Early Voting in Ohio](#)

**Check Voter Registration Status:**

[My Ohio Voter Information - Voter Search](#)

# Vote

## Ohio IN-PERSON:

On Election Day from 6:30am to 7:30pm or return your ballot to a polling place or the office of your county official

[Ohio Identification Requirements](#)

[Polling Places & Schedules in OH by county](#)

[Ohio Polling Location Search](#)

[Ohio Voting Schedule for the 2020 Elections](#)

## Ohio BY MAIL:

All registered voters will be mailed a ballot  
Ballots must be postmarked on or before November 2, 2020.

Stamp IS needed

Changes in USPS Operations have slowed mailed. Drop off at County Board of Elections (recommended) or Mail ballot as soon as possible.

## Ohio Ballot DROP OFF:

Ohio currently has ONE drop box per county. This could change. Please refer to Ohio Voter Website for up to date information.

Nov 3: voters are able to drop off absentee ballots at their county Board Of Elections office until 7:30pm

[VoteOhio.gov](#)

## OHIO EARLY IN-PERSON VOTING:

Oct 6-Nov 2

Includes 2 Sat, 2 Sundays, and the Monday before Election Day

[Ohio Voting Schedule for the 2020 Elections](#)

# Verify

## TRACK YOUR OHIO BALLOT:

You can check the status of your ballot online

[Track your Ohio ballot](#)

## LOST, DESTROYED or NEVER RECEIVED A BALLOT:

Contact your county elections official to receive a second ballot in the mail

Link to County Election Official:

[Ohio: County Boards of Elections Directory](#)

## ADDITIONAL LINKS:

[Ohio voting tools, deadlines, dates, rules links, and more!](#)

[Elections and Voting in Ohio](#)

[How To Vote in Ohio](#)

[Ohio Voting Information](#)

[Don't Forget to Complete your Census2020](#)



Slide design:  
Nandini Sarin  
TSB LA+ Chapter

## HAVE A VOTING PLAN:

- 1) Check your voter registration status
- 1) Make your voting plan NOW (e.g. vote by mail or in-person)!
- 1) Find a polling place open for early voting
- 1) Find your Election Day polling place
- 1) Print out polling locations near you
- 1) Learn what's on your ballot
- 1) Print out a sample ballot
- 1) Be prepared to wait in line (for in-person voting)
- 1) Encourage ALL your friends and family to vote
- 1) Check your ballot status



mobilizing south asians to vote democratic in 2020

# Example – Texas & AZ

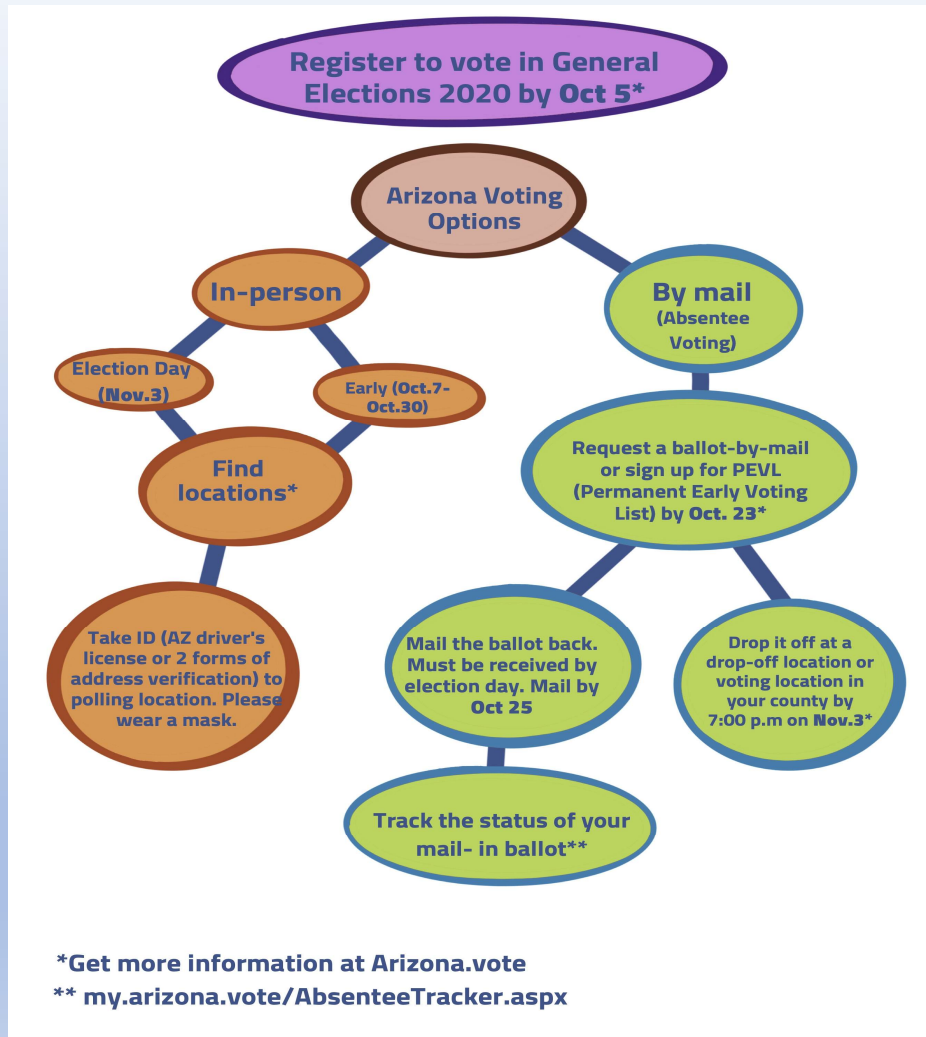


## Texas

- Check your Registration Status
  - [www.vote411.org](http://www.vote411.org)
- Register to vote
  - Last day to register to vote: Monday, October 5, 2020
- Check who is on your ballot
  - [www.vote411.org](http://www.vote411.org)
- Locate Voting locations:
  - <https://www.votetexas.gov/voting/where.html>
  - ID required - <https://www.vote411.org/texas#id-needed-for-voting>
- Early Voting (Highly Recommended- Go early; avoid the lines)
  - First day of Early voting: Tuesday, October 13, 2020
  - Last day of In-person Early voting: Friday, October 30, 2020
- Mail-in Ballots:
  - Last day to apply for a mail-in ballot: Friday, October 23, 2020
  - Last day to receive Mail-in ballot:
    - Tuesday, November 3, 2020 at 7pm, if envelope not postmarked
    - Wednesday, November 4, 2020, if post marked by 7pm at location of election on Nov 3
- Track your Vote:
  - <https://webservices.sos.state.tx.us/FPCA/index.aspx>

## Arizona

- Check your Registration Status
  - [www.vote411.org](http://www.vote411.org)
- Register to vote
  - Last day to register to vote: Monday, October 5, 2020i
- Check who is on your ballot
  - [www.vote411.org](http://www.vote411.org)
- Locate Voting locations:
  - <https://my.arizona.vote/PortalList.aspx>
  - ID Required - <https://www.vote411.org/arizona#id-needed-for-voting>
- Early Voting
  - First day of in person Early voting: Wednesday, October 7, 2020
  - Last day of In-person Early voting: Friday, October 30, 2020
- Mail-in Ballots & PEVL:
  - Ballots mailed out: Wednesday, October 7<sup>th</sup>, 2020
  - Last day to apply for a mail-in ballot or sign up for PEVL: Friday, October 23, 2020
  - Last day to mail a ballot: Tuesday, October 27, 2020 (Recommend you mail it in ASAP)
  - <https://azsos.gov/votebymail>
- Track your Vote:
  - <https://my.arizona.vote/AbsenteeTracker.aspx>



# Example – Arizona



# VOTER TOOLKIT

A stylized graphic of the American flag. The top half features a light green and yellow background with radiating lines and several white stars. The bottom half is a solid blue gradient. A wavy, stylized American flag with red, white, and blue stripes and white stars is positioned across the middle, curving from the left towards the right.

Appendix

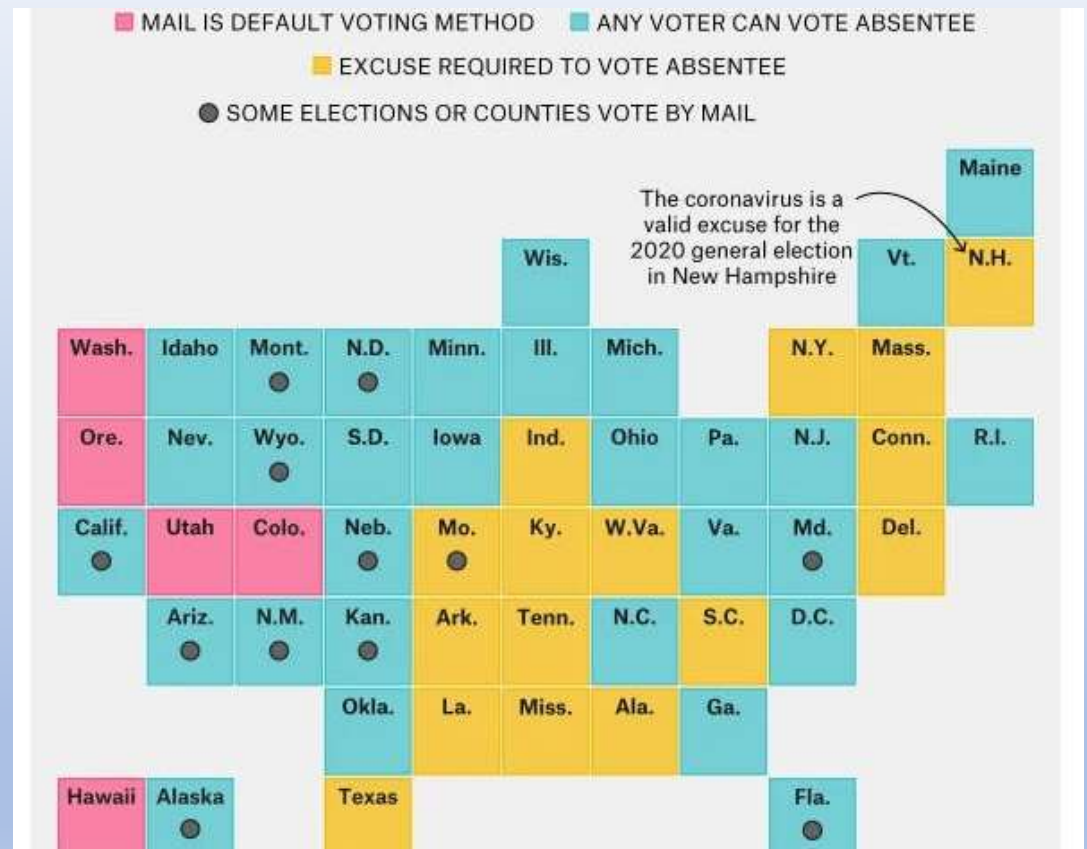
# (ANTI) Voter Suppression Vote By Mail

NC – First to send out absentee ballots – Sept 4

MN & SD – First early voting (in person) – Sept 18

TX, TN, SC, MS, LA, KY, IN, NY – Require Excuse for Absentee voting

WA, OR, UT, CO, HI – Mail-in voting is a Default



# (ANTI) Voter Suppression Voting Info

State	Where to Apply for Absentee	Deadline to request Application	Early in-person Voting Date	Mail ballot Deadline
Alabama	<a href="#">Mail, in person</a>	Oct. 29	None	Received: Nov. 3, 12 p.m.
Alaska	<a href="#">Online</a>	Oct. 24	Oct. 19	Postmarked: Nov. 3
Arizona	<a href="#">Online</a>	Oct. 23, 5 p.m.	Oct. 8	Received: Nov. 3, 7 p.m.
Arkansas	<a href="#">Online</a>	Mail: Oct. 27, in person: Nov. 2.	Oct. 19	Received: Nov. 3, 7:30 p.m.
California	<a href="#">Mail, in person*</a>	Oct. 27	Oct. 5	Postmarked: Nov. 3
Colorado	<a href="#">None (all mail)*</a>	–	Oct. 19	Received: Nov. 3, 7 p.m.
Connecticut	<a href="#">Mail, in person</a>	Nov. 2	None	Postmarked: Nov. 3
Delaware	<a href="#">Online</a>	Oct. 30	None	Received: Nov. 3, 8 p.m.
Florida	<a href="#">Online</a>	Oct. 24, 5 p.m.	Oct. 24	Received: Nov. 3, 7 p.m.
Georgia	<a href="#">Online</a>	Oct. 30	Oct. 12	Received: Nov. 3

# (ANTI) Voter Suppression Voting Info

State	Where to Apply for Absentee	Deadline to request Application	Early in-person Voting Date	Mail ballot Deadline
Hawaii	<a href="#">None (all mail)*</a>	Mailed on Oct. 16.	Oct. 24	Received: Nov. 3
Idaho	<a href="#">Online</a>	Oct. 23, 8 p.m.	Oct. 19	Received: Nov. 3, 8 p.m.
Illinois	<a href="#">Mail, in person</a>	Oct. 29	Sept. 24-Oct. 19	Postmarked: Nov. 3
Indiana	<a href="#">Online</a>	Oct. 22	Oct. 6–Nov. 2	Received: Nov. 3, 12 p.m.
Iowa	<a href="#">Mail, in person</a>	Oct. 24, 5 p.m.	Oct. 5—Nov. 2	Received: Nov. 3, close of polls
Kansas	<a href="#">Mail, in person</a>	Oct. 27	Oct. 14	Postmarked: Nov. 3
Kentucky	<a href="#">Online</a>	Oct. 27	Oct. 13	Received: Nov. 3, 6 p.m.
Louisiana	<a href="#">Online</a>	Oct. 30, 4 p.m.	Oct. 20–27	Received: Nov. 2, 4:30 p.m.
Maine	<a href="#">Online</a>	Oct. 29	Oct. 4–29	Received: Nov. 3, 8 p.m.
Maryland	<a href="#">Online</a>	By mail or fax: Oct. 27. By email: Oct. 30.	Oct. 22–29	Postmarked: Nov. 3

# (ANTI) Voter Suppression Voting Info

State	Where to Apply for Absentee	Deadline to request Application	Early in-person Voting Date	Mail ballot Deadline
Massachusetts	<a href="#">Online</a>	Oct. 28	Oct. 17–30	Postmarked: Nov. 3
Michigan	<a href="#">Online</a>	Oct. 30, 5 p.m.	None	Received: Nov. 3, 8 p.m.
Minnesota	<a href="#">Online</a>	Nov. 2	Sept. 18	Received: Nov. 3
Mississippi	<a href="#">Mail, in person</a>	No deadline	None	Postmarked: Nov. 3
Missouri	<a href="#">Mail, in person</a>	Oct. 21, 5 p.m.	None	Received: Nov. 3, close of polls
Montana*	<a href="#">Mail, in person*</a>	Nov. 2, 12 p.m.	Oct. 4	Received: Nov. 3, 8 p.m.
Nebraska	<a href="#">Online</a>	Oct. 23	Oct. 5	Received: Nov. 3, 8 p.m.
Nevada	<a href="#">Mail, in person*</a>	Oct. 20, 5 p.m.	Oct. 17–30	Postmarked: Nov. 3
New Hampshire	<a href="#">Mail, in person</a>	–	None	Received: Nov. 3, 5 p.m.
New Jersey	<a href="#">Mail, in person</a>	By mail: Oct. 27. In person: Nov. 2, 8 p.m.	Sept. 19	Postmarked: Nov. 3

# (ANTI) Voter Suppression Voting Info

State	Where to Apply for Absentee	Deadline to request Application	Early in-person Voting Date	Mail ballot Deadline
New Mexico	<a href="#">Online</a>	Oct. 20, 5 p.m.	Oct. 17–31	Received: Nov. 3, 7 p.m.
New York	<a href="#">Mail, in person</a>	By mail: Oct. 27. In person: Nov. 2	Oct. 26–Nov. 3	Postmarked: Nov. 3
North Carolina	<a href="#">Online</a>	Oct. 27, 5 p.m.	Oct. 14	Postmarked: Nov. 3, 5 p.m.
North Dakota	<a href="#">Mail, in person</a>	No deadline	Oct. 19	Postmarked: Nov. 2
Ohio	<a href="#">Mail, in person</a>	Oct. 31	Oct. 6–Nov. 2	Postmarked: Nov 2
Oklahoma	<a href="#">Online</a>	Oct. 27, 5 p.m.	Oct. 29	Received: Nov. 3, 7 p.m.
Oregon	<a href="#">None (all mail)*</a>	–	None	Received: Nov. 3, 8 p.m.
Pennsylvania	<a href="#">Online</a>	Oct. 27, 5 p.m.	None	Received: Nov. 3, 8 p.m.
Rhode Island	<a href="#">Mail, in person</a>	Oct. 13, 4 p.m.	Oct. 14	Received: Nov. 3, 8 p.m.
South Carolina	<a href="#">Online</a>	Oct. 30, 5 p.m.	None	Received: Nov. 3, 7 p.m.

# (ANTI) Voter Suppression Voting Info

State	Where to Apply for Absentee	Deadline to request Application	Early in-person Voting Date	Mail ballot Deadline
South Dakota	<a href="#">Mail</a>	Nov. 2, 5 p.m.	Sept. 18	Received: Nov. 3, close of polls
Tennessee	<a href="#">Online</a>	Oct. 27	Oct. 14–29	Received: Nov. 3, close of polls
Texas	<a href="#">Online</a>	Oct. 23	Oct. 13	Postmarked: Nov. 3, 7 p.m.
Utah	<a href="#">None (all mail)*</a>	–	Oct. 20	Received: Nov. 3
Vermont	<a href="#">Online*</a>	Nov. 2	Sept. 19	Received: Nov. 3, 7 p.m.
Virginia	<a href="#">Online</a>	Oct. 23, 5 p.m.	Sept. 19	Postmarked: Nov. 3, 7 p.m.
Washington	<a href="#">None (all mail)*</a>	–	Oct. 26	Postmarked: Nov. 3
Washington, D.C.	<a href="#">Online*</a>	Oct. 27	Oct. 28–Nov. 3	Postmarked: Nov. 3
West Virginia	<a href="#">Online</a>	Oct. 28	Oct. 21–31	Postmarked: Nov. 3
Wisconsin	<a href="#">Online</a>	Oct. 29, 5 p.m.	Oct. 20	Received: Nov. 3, 8 p.m.
Wyoming	<a href="#">Online</a>	Nov. 2	Sept. 19	Received: Nov. 3, 7 p.m.

## HOW TO REGISTER TO VOTE

1.

Confirm if you are already registered on [votetexas.gov](http://votetexas.gov). You will need your Texas driver's license number or your name, county and date of birth.



2.

If you are not registered, you can either register in person at your county's Elections Office or you can go to [votetexas.gov](http://votetexas.gov) and click on "Register to Vote" to complete a voter registration application.



3.

The state of Texas does NOT allow online voter registration so you MUST mail in your voter registration application!



4.

Once you complete your voter registration application, print, sign, and mail the application to the voter registrar in your county of residence. Your application must be postmarked by the OCT 5 deadline. To find more information on your county's voter registrar visit: <https://www.sos.texas.gov/elections/voter/votregduties.shtml>



5.

If you are already registered, help WiseUp Texas spread the word and tell all your friends, cousins, aunties and uncles!



LET'S GET EDUCATED. LET'S GET WISER. LET'S GET OUT THE TEXAS SOUTH ASIAN VOTE!  
#WISEUPANDVOTE!



# वोट करने के लिए पंजीकरण कैसे करें

--HINDI--

1.  
2.  
3.  
4.  
5.

पुष्टि करें कि आप पहले से ही [www.votetexas.gov](http://www.votetexas.gov) पर पंजीकृत हैं। आपको अपने टेक्सास ड्राइवर के लाइसेंस नंबर या आपके नाम, काउंटी और जन्म तिथि की आवश्यकता होगी।



यदि आप पंजीकृत नहीं हैं, तो आप या तो अपने काउंटी के चुनाव कार्यालय में व्यक्तिगत रूप से पंजीकरण कर सकते हैं या आप [votetexas.gov](http://www.votetexas.gov) मतदाता पंजीकरण पर जा सकते हैं। मतदाता पंजीकरण आवेदन को पूरा करने के लिए "रजिस्टर टू वोट" पर क्लिक करें।



टेक्सास राज्य ऑनलाइन मतदाता पंजीकरण की अनुमति नहीं देता है ताकि आप अपने मतदाता पंजीकरण आवेदन में मेल करें।



एक बार जब आप अपने मतदाता पंजीकरण आवेदन को पूरा कर लेते हैं, तो अपने निवास के काउंटी में मतदाता रजिस्ट्रार को आवेदन प्रिंट, साइन, और मेल करें। आपके आवेदन को 10/5 की समय सीमा के बाद पोस्टमार्क किया जाना चाहिए। अपने काउंटी के मतदाता पंजीयक के बारे में जानकारी प्राप्त करने के लिए यहां जाएं:  
<https://www.sos.texas.gov/elections/voter/votregduties.shtml>



यदि आप पहले से पंजीकृत हैं, तो वाइजअप टेक्सास शब्द को फैलाने में मदद करें और अपने सभी दोस्तों, चाचीओं और चाचाओं को बताएं।



**आइए शिक्षित हो जाएं। आइए समझें। टेक्सास दक्षिण एशियाई वोट से बाहर हो जाओ!**

**#WISEUPANDVOTE!**

## ووٹ کے اندراج کیسے کریں

--URDU--

1.  
2.  
3.  
4.  
5.

1. پر رجسٹرڈ ہیں۔ آپ کو اپنے [www.votetexas.gov](http://www.votetexas.gov) تصدیق کریں کہ اگر آپ پہلے ہی ٹیکساس ڈرائیور کا لائسنس نمبر یا آپ کا نام ، کاؤنٹی اور تاریخ پیدائش درکار ہوگی۔



2. اگر آپ رجسٹرڈ نہیں ہیں تو ، آپ یا تو اپنے کاؤنٹی کے الیکشن آفس میں ذاتی طور پر اندراج کرسکتے ہیں یا [www.votetexas.gov](http://www.votetexas.gov) کے لئے درخواست مکمل کرنے کے لئے "ووٹ میں رجسٹر ہوں" پر کلک کرسکتے ہیں۔



3. ریاست ٹیکساس آن لائن ووٹروں کے اندراج کی اجازت نہیں دیتا ہے لہذا آپ کو اپنی ووٹر کے اندراج کی درخواست میل کے ذریعے لازمی بھیجنی چاہئے



4. ایک بار جب آپ اپنی رائے دہندگان کے اندراج کی درخواست مکمل کرلیں ، تو اپنی رہائش گاہ کاؤنٹی میں ووٹر کی آخری تاریخ تک پوسٹ OCT 5 رجسٹرار کو پرنٹ ، دستخط اور درخواست بھیجیں۔ آپ کی درخواست مارک (میل) ہونی چاہئے۔ اپنے کاؤنٹی کے | ووٹر رجسٹرار سے متعلق معلومات حاصل کرنے کے لئے یہاں جائیں: <https://www.sos.texas.gov/elections/voter/votregduties.shtml>



5. اگر آپ پہلے سے رجسٹرڈ ہیں تو ، وائڈ اپ ٹیکساس میں یہ پیغام پھیلانے میں مدد کریں اور اپنے تمام دوستوں ، آنتیوں اور ماموں/چچا کو بتائیں!



آئیے تعلیم حاصل کریں۔ آئیے عقلمند بنیں۔ آئیے ٹیکساس میں جنوبی ایشین کو ووٹ دیں۔  
#WISEUPANDVOTE!



# কিভাবে ভোট নিবন্ধন করতে হবে

--BENGALI--

1.

আপনি ইতিমধ্যে নিবন্ধভুক্ত কিনা তা খুঁজে বের করার জন্য VoteTexas.gov এ যান. আপনার টেক্সাস ড্রাইভারের লাইসেন্স নম্বর বা আপনার নাম, কাউন্টি এবং জন্ম তারিখের প্রয়োজন হবে.



2.

আপনি নিবন্ধভুক্ত না হলে আপনি হয় নিজের কাউন্টির নির্বাচন অফিসে ব্যক্তিগতভাবে নিবন্ধন করতে পারেন বা VoteTexas.gov এ যেতে পারেন এবং ভোটার নিবন্ধকরণের আবেদনটি সম্পূর্ণ করতে "ভোটে নিবন্ধন করুন" এ ক্লিক করতে পারেন.



3.

টেক্সাস রাজ্য অনলাইনে ভোটার নিবন্ধনের অনুমতি দেয় না যাতে আপনার ভোটার রেজিস্ট্রেশন আবেদনে আপনার মেইল থাকা আবশ্যিক.



4.

একবার আপনি আপনার ভোটার নিবন্ধকরণের আবেদনটি শেষ করার পরে, আপনার আবাসনের কাউন্টিতে ভোটার নিবন্ধকের কাছে প্রিন্ট, স্বাক্ষর এবং মেল করুন. আপনার আবেদন অবশ্যই 05 OCT সময়সীমার দ্বারা পোস্টমার্ক করা উচিত। আপনার কাউন্টির ভোটার নিবন্ধকের তথ্য জানতে এখানে যান:  
<https://www.sos.texas.gov/elections/voter/votregduties.shtml>



5.

আপনি যদি ইতিমধ্যে নিবন্ধভুক্ত থাকেন তবে ওয়াইসইউপি টেক্সাসকে শব্দটি ছড়িয়ে দিতে এবং আপনার সমস্ত বন্ধু, চাচি এবং চাচাদের বলুন.



আসুন শিক্ষিত হন। আসুন উইজার পাবেন টেক্সাসের দক্ষিণ এশীয় ভোটটি আসুন!

#WISEUPANDVOTE!

## કેવી રીતે મત રજીસ્ટર કરવા માટે

--GUJARATI --

1.  
2.  
3.  
4.  
5.

પુષ્ટિ કરો કે જો તમે પહેલાથી VoteTexas.Gov પર નોંધાયેલા છે. તમારે તમારા ટેક્સાસ ડ્રાઇવરનો લાઇસન્સ નંબર અથવા તમારું નામ, કાઉન્ટી અને જન્મ તારીખની જરૂર પડશે.



જો તમે નોંધાયેલ નથી, તો તમે કાઉન્ટીની ચૂંટણી ઓફિસ પર રૂબરૂ રજીસ્ટર કરી શકો છો અથવા મતદાન નોંધણી અરજી પૂર્ણ કરવા માટે તમે VoteTexas.gov પર જઈ શકો છો અને "મતદાન માટે નોંધણી કરો" પર ક્લિક કરી શકો છો.



એકવાર તમે તમારી મતદાર નોંધણી માટેની અરજી પૂર્ણ કરી લો, પછી તમારી નિવાસસ્થાનની કાઉન્ટીમાં મતદાર રજીસ્ટ્રારને છાપો, સહી કરો અને મેઇલ કરો.



તમારી અરજી 5th OCT સમયમર્યાદા દ્વારા પોસ્ટમાર્ક હોવી આવશ્યક છે. તમારા કાઉન્ટીના મતદાર રજીસ્ટ્રાર વિશેની માહિતી શોધવા માટે અહીં જાઓ:

<https://www.sos.texas.gov/elections/voter/votregduties.shtml>



ટેક્સાસ રાજ્ય voterનલાઇન મતદાર નોંધણીને મંજૂરી આપતું નથી જેથી તમારે તમારી મતદાર નોંધણીની અરજીમાં મેઇલ હોવું જોઈએ!



જો તમે પહેલાથી નોંધાયેલ છે, તો વાઈઝઅપ અપ ટેક્સાસને આ શબ્દ ફેલાવવામાં સહાય કરો અને તમારા મિત્રો, કાકી અને કાકાઓને કહો!

#WISEUPANDVOTE!



# ਵੋਟ ਪਾਉਣ ਲਈ ਕਿਵੇਂ ਰਜਿਸਟਰ ਹੋਏ

--PUNJABI--

1.

ਪੁਸ਼ਟੀ ਕਰੋ ਕਿ ਜੇ ਤੁਸੀਂ ਪਹਿਲਾਂ ਤੋਂ ਹੀ [votetexas.gov](http://votetexas.gov) ਤੇ ਰਜਿਸਟਰਡ ਹੋ. ਤੁਹਾਨੂੰ ਆਪਣੇ ਟੈਕਸਾਸ ਦੇ ਡਰਾਈਵਰ ਦਾ ਲਾਇਸੈਂਸ ਨੰਬਰ ਜਾਂ ਤੁਹਾਡਾ ਨਾਮ, ਕਾਉਂਟੀ ਅਤੇ ਜਨਮ ਮਿਤੀ ਦੀ ਜ਼ਰੂਰਤ ਹੋਵੇਗੀ.



2.

ਜੇ ਤੁਸੀਂ ਰਜਿਸਟਰਡ ਨਹੀਂ ਹੋ, ਤਾਂ ਤੁਸੀਂ ਜਾਂ ਤਾਂ ਆਪਣੇ ਕਾਉਂਟੀ ਦੇ ਚੋਣ ਦਫਤਰ ਵਿਖੇ ਵਿਅਕਤੀਗਤ ਤੌਰ ਤੇ ਰਜਿਸਟਰ ਕਰ ਸਕਦੇ ਹੋ ਜਾਂ ਤੁਸੀਂ [votetexas.gov](http://votetexas.gov) ਜਾ ਸਕਦੇ ਹੋ ਅਤੇ ਵੋਟਰ ਰਜਿਸਟ੍ਰੇਸ਼ਨ ਬਿਨੈਪੱਤਰ ਨੂੰ ਪੂਰਾ ਕਰਨ ਲਈ "ਵੋਟ ਨੂੰ ਰਜਿਸਟਰ ਕਰੋ" ਤੇ ਕਲਿਕ ਕਰ ਸਕਦੇ ਹੋ.



3.

ਟੈਕਸਾਸ ਸਟੇਟ ਆਨਲਾਈਨ ਵੋਟਰ ਰਜਿਸਟ੍ਰੇਸ਼ਨ ਦੀ ਆਗਿਆ ਨਹੀਂ ਦਿੰਦਾ ਹੈ ਤਾਂ ਜੋ ਤੁਹਾਨੂੰ ਆਪਣੀ ਵੋਟਰ ਰਜਿਸਟ੍ਰੇਸ਼ਨ ਅਰਜ਼ੀ ਮੇਲ ਵਿੱਚ ਭੇਜਣਾ ਪਏਗਾ



4.

ਇਕ ਵਾਰ ਜਦੋਂ ਤੁਸੀਂ ਆਪਣੀ ਵੋਟਰ ਰਜਿਸਟ੍ਰੇਸ਼ਨ ਅਰਜ਼ੀ ਨੂੰ ਪੂਰਾ ਕਰ ਲੈਂਦੇ ਹੋ, ਆਪਣੀ ਰਿਹਾਇਸ਼ੀ ਕਾਉਂਟੀ ਵਿੱਚ ਵੋਟਰ ਰਜਿਸਟਰਾਰ ਨੂੰ ਅਰਜ਼ੀ ਪ੍ਰਿੰਟ ਕਰੋ, ਦਸਤਖਤ ਕਰੋ ਅਤੇ ਮੇਲ ਕਰੋ. ਤੁਹਾਡੀ ਅਰਜ਼ੀ 05 OCT ਦੀ ਆਖਰੀ ਮਿਤੀ ਦੁਆਰਾ ਪੋਸਟਮਾਰਕ ਕੀਤੀ ਜਾਣੀ ਚਾਹੀਦੀ ਹੈ. ਆਪਣੇ ਕਾਉਂਟੀ ਦੇ ਵੋਟਰ ਰਜਿਸਟਰਾਰ ਬਾਰੇ ਜਾਣਕਾਰੀ ਲੈਣ ਲਈ ਇੱਥੇ ਜਾਓ:

<https://www.sos.texas.gov/elections/voter/votregduties.shtml>



5.

ਜੇ ਤੁਸੀਂ ਪਹਿਲਾਂ ਤੋਂ ਰਜਿਸਟਰਡ ਹੋ, ਵਾਈਸਅੱਪ ਟੈਕਸਸ ਵਿੱਚ ਇਹ ਖ਼ਬਰ ਫੈਲਾਉਣ ਵਿੱਚ ਸਹਾਇਤਾ ਕਰੋ ਅਤੇ ਆਪਣੇ ਸਾਰੇ ਦੋਸਤਾਂ, ਅਤੇ ਰਿਸ਼ਤੇਦਾਰ ਨੂੰ ਦੱਸੋ!



**ਆਓ ਸਿਖਿਅਤ ਪ੍ਰਾਪਤ ਕਰੀਏ. ਆਓ ਗਿਆਨ ਪ੍ਰਾਪਤ ਕਰੀਏ. ਆਓ ਦੱਖਣੀ ਏਸ਼ੀਆਈ ਲੋਕ ਟੈਕਸਸ ਵਿੱਚ ਵੋਟ ਕਰੀਏ!**

**#WISEUPANDVOTE!**



# वोट करने के लिए पंजीकरण कैसे करें

--NEPALI--

1.  
2.  
3.  
4.  
5.

यकिन गर्नुहोस् कि यदि तपाईं पहिले नै [www.votetexas.gov](http://www.votetexas.gov) मा पंजीकृत हुनुहुन्छ। तपाईंलाई तपाईंको टेक्सास ड्राइभरको इजाजतपत्र नम्बर वा तपाईंको नाम, काउन्टी, र जन्म मिति आवश्यक हुनेछ।



यदि तपाईं पंजीकृत हुनुहुन्न भने, तपाईं कि त तपाईंको काउन्टीको चुनाव कार्यालयमा व्यक्तिगत रूपमा दर्ता गर्न सक्नुहुन्छ वा [votetexas.gov](http://www.votetexas.gov) मा जान सक्नुहुन्छ र मतदाता रेजिष्ट्रेशन आवेदन पूरा गर्न "भोटलाई दर्ता गर्नुहोस्" मा क्लिक गर्नुहोस्।

<http://>

एकचोटि तपाईंले आफ्नो मतदाता रेजिष्ट्रेशन आवेदन पूरा गरेपछि प्रिन्ट गर्नुहोस्, हस्ताक्षर गर्नुहोस्, र तपाईंको निवासको काउन्टीमा मतदाता रजिस्ट्रारमा आवेदन पठाउनुहोस्। तपाईंको आवेदन १०/५ मिति पछि पोस्टमार्क हुनुपर्दछ। यहाँ जानुहोस् तपाईंको काउन्टीको मतदाता रेजिष्ट्रेशनमा जानकारी फेला पार्न: <https://www.sos.texas.gov/eferences/voter/votregduties.shtml>



टेक्सास राज्यले अनलाइन मतदाता रेजिष्ट्रेशनको अनुमति दिदैन त्यसैले तपाईंले आफ्नो मतदाता रेजिष्ट्रेशन अनुप्रयोगमा मेल पठाउनु पर्छ!



यदि तपाईं पहिले नै पंजीकृत हुनुहुन्छ भने, बुद्धिमान् टेक्सासलाई सन्देश फैलाउन मद्दत गर्नुहोस् र तपाईंको सबै साथीहरू, काकी र काकाहरूलाई बताउनुहोस्!



आइए शिक्षित हो जाएं। आइए समझें। टेक्सास दक्षिण एशियाई वोट से बाहर हो जाओ!

#WISEUPANDVOTE!



# വോട്ടുചെയ്യാൻ എങ്ങനെ രജിസ്റ്റർ ചെയ്യാം

--MALAYALAM--

1.

നിങ്ങൾ ഇതിനകം VoteTexas.org ൽ രജിസ്റ്റർ ചെയ്തിട്ടുണ്ടെന്ന് പരിശോധിക്കുക. നിങ്ങളുടെ ടെക്സസ് ഡ്രൈവിംഗ് ലൈസൻസ് നമ്പർ അല്ലെങ്കിൽ നിങ്ങളുടെ പേര്, കൗണ്ടി, ജനനത്തീയതി എന്നിവ ആവശ്യമാണ്.



2.

നിങ്ങൾ രജിസ്റ്റർ ചെയ്തിട്ടില്ലെങ്കിൽ, നിങ്ങൾക്ക് കൗണ്ടി ഇലക്ഷൻ ഓഫീസിൽ നേരിട്ട് രജിസ്റ്റർ ചെയ്യാം അല്ലെങ്കിൽ നിങ്ങൾക്ക് Votetexas.org ലേക്ക് പോയി ഒരു വോട്ടർ രജിസ്ട്രേഷൻ അപേക്ഷ പൂർത്തിയാക്കുന്നതിന് "വോട്ടുചെയ്യാൻ രജിസ്റ്റർ ചെയ്യുക" ക്ലിക്ക് ചെയ്യുക.



3.

ട്രിപ്പിൾ റാപ്പ്റ്റം ഓൺലൈൻ ഓഫർ നമോദുനു അനുസരിച്ചു കാലക്രമേണി മീറ്റിംഗ് മീറ്റിംഗ് നമോദു ദരജാസ്തുനു അപേക്ഷ മെയിൽ ചെയ്യാം!



4.

നിങ്ങളുടെ വോട്ടർ രജിസ്ട്രേഷൻ അപേക്ഷ പൂർത്തിയാക്കിയാൽ, നിങ്ങളുടെ കൗണ്ടിയിലെ വോട്ടർ രജിസ്ട്രാർക്ക് അപേക്ഷ അച്ചടിക്കുക, ഒപ്പിടുക, മെയിൽ ചെയ്യുക. നിങ്ങളുടെ അപേക്ഷ 05 OCT സമയപരിധി പ്രകാരം പോസ്റ്റ്മാൻക്ക് ചെയ്തിരിക്കണം. നിങ്ങളുടെ കൗണ്ടിയുടെ വോട്ടർ രജിസ്ട്രാറേക്കുറിച്ചുള്ള വിവരങ്ങൾ കണ്ടെത്താൻ ഇവിടെ പോകുക:  
<https://www.sos.texas.gov/elections/voter/votregduty.shtml>



5.

നിങ്ങൾ ഇതിനകം രജിസ്റ്റർ ചെയ്തിട്ടുണ്ടെങ്കിൽ, ഇത് പ്രചരിപ്പിക്കാനും നിങ്ങളുടെ എല്ലാ സുഹൃത്തുക്കളോടും അമ്മായിമാരോടും അമ്മാവന്മാരോടും പറയാൻ വൈസപ്പ് ടെക്സസിനെ സഹായിക്കുക!



**തേലുസുകുന്ദാം. തേലി വൈന വാഴ്ച മനി പിഞ്ചു കുന്ദാം. ട്രിപ്പിൾ റാപ്പിട്ടാസിയാ ഓഫീസുനു അപേക്ഷ വാടു കുന്ദാം!**

**#WISEUPANDVOTE!**



# ఓటు నమోదు ఎలా

--TELUGU--

1.  
2.  
3.  
4.  
5.

మీరు ఇప్పటికే [voteetexas.gov](http://voteetexas.gov) లో ఓటు నమోదు చేసుకున్నట్లైతే అది నిర్ధారించుకోవటానికి మీకు మీ టెక్సాస్ డ్రైవర్ లైసెన్స్ నంబర్ లేదా మీ పేరు, కౌంటీ మరియు పుట్టిన తేదీ అవసరం.



మీరు ఓటు నమోదు చేసుకోవట్లైతే, మీరు మీ కౌంటీ ఎన్నికల కార్యాలయంలో వ్యక్తిగతంగా నమోదు చేసుకోవచ్చు లేదా మీరు ఓటరు నమోదు దరఖాస్తును పూర్తి చేయడానికి ఓటుటిక్సాస్.గోవ్ కు వెళ్లి "రిజిస్టర్ టు ఓటు" ప్లెక్సిక్ చేయవచ్చు.



ടെక్సాస్ స్టేట్ టెక్నాలజీ డివిజన్ డిజిటల్ సెక్షన్ ఆఫీసర్లు ఆంగ్లం మరియు స్పానిష్ లో గణతంత్ర్యం గురించిన అధికారిక సమాచారాన్ని అందిస్తారు. మీరు తెలుగులో సమాచారాన్ని అందించమని కోరుకుంటే, దయచేసి [info@voteetexas.gov](mailto:info@voteetexas.gov) కు ఇమెయిల్ చేయండి.



మీరు మీ ఓటరు నమోదు దరఖాస్తును పూర్తి చేసిన తర్వాత, మీ నివాస కౌంటీలోని ఓటరు రిజిస్ట్రార్ కు ముద్రించి, సంతకం చేసిన దరఖాస్తును మెయిల్ చేయండి. మీ దరఖాస్తును 10/5 గడువులోగా పోస్ట్ మార్క్ చేయాలి. మీ కౌంటీ ఓటరు రిజిస్ట్రార్ పై సమాచారాన్ని తెలుసుకోవడానికి ఇక్కడకు వెళ్ళండి:



<https://www.sos.texas.gov/elections/voter/votregduties.shtml>

గణతంత్ర్యం గురించి తెలుసుకోవడానికి మరియు ఓటు నమోదు చేయడానికి, దయచేసి [www.voteetexas.gov](http://www.voteetexas.gov) కు వెళ్ళండి. మీరు తెలుగులో సమాచారాన్ని అందించమని కోరుకుంటే, దయచేసి [info@voteetexas.gov](mailto:info@voteetexas.gov) కు ఇమెయిల్ చేయండి.



**తెలుసుకుందాం. తెలివైనవాళ్ళమనిపించుకుందాం. టెక్సాస్ దక్షిణాసియా ఓటును తప్పక వాడుకుందాం!  
#WISEUPANDVOTE!**





# வாக்களிக்க பதிவு செய்வது எப்படி

--TAMIL--

1.

நீங்கள் ஏற்கனவே votetexas.gov இல் பதிவுசெய்துள்ளீர்களா என்பதை உறுதிப்படுத்தவும். உங்கள் டெக்ஸாஸ் ஓட்டுநர் உரிமை எண் அல்லது உங்கள் பெயர், மாவட்டம் மற்றும் பிறந்த தேதி உங்களுக்குத் தேவைப்படும்.



2.

டெக்ஸாஸ் மாநிலம் ஆன்லைன் வாக்காளர் பதிவை அனுமதிக்காது, எனவே உங்கள் வாக்காளர் பதிவு விண்ணப்பத்தை போஸ்ட்டில் அனுப்ப வேண்டும்!



3.

உங்கள் வாக்காளர் பதிவு விண்ணப்பத்தை பூர்த்திசெய்ததும், நீங்கள் வசிக்கும் மாவட்டத்திலுள்ள வாக்காளர் பதிவாளருக்கு அச்சிட்டு, கையொப்பமிட்டு, போஸ்ட்டில் அனுப்பவும்.



4.

உங்கள் விண்ணப்பத்தை 05 OCT க்குள் போஸ்ட்மார்க் செய்ய வேண்டும். உங்கள் மாவட்டத்தின் வாக்காளர் பதிவாளர் பற்றிய தகவல்களை அறிய இங்கே செல்லவும்:  
<https://www.sos.texas.gov/elections/voter/votregduties.shtml>



5.

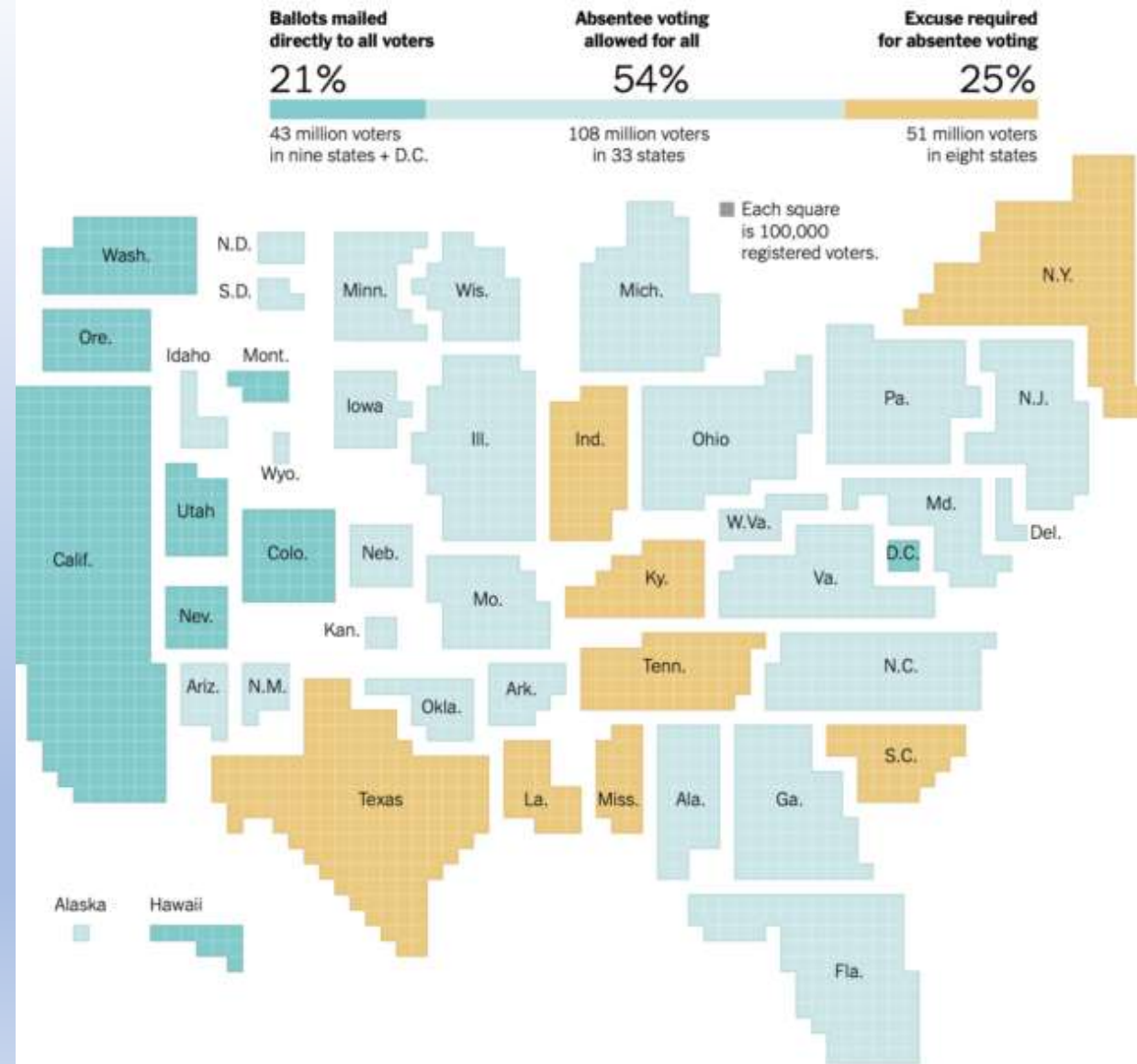
நீங்கள் ஏற்கனவே பதிவுசெய்திருந்தால், வைஸ்அப் டெக்ஸாஸைப் பற்றி, உங்கள் நண்பர்கள், உற்றார் உறவினர்களிடம் தெரிவிக்கவும்.



**உண்மையைப் பெறுங்கள். அறிவைப் பெறுங்கள். தெற்காசிய வாக்குகளைப் பெறுங்கள்!**

**#WISEUPANDVOTE!**

# Vote By Mail by State



# (ANTI) Voter Suppression Tool Kit

<https://www.demandthevote.com/>

<https://projects.fivethirtyeight.com/how-to-vote-2020/>

<https://www.vote.org/>

[www.vote411.org](http://www.vote411.org)

<https://www.usvotefoundation.org/>



# References & Thank you!



[The Voting Process: From the Ballot Box to the](#)

[Presidency - NBCNews](#)

[Elections and Voting in Ohio](#)

[High Number of Absentee Voting](#)

[We may not know who wins on Election Day](#)

[How Easy is to Vote in Every State?](#)

[Journey of your Absentee Ballot](#)

[Secretary Benson Votes By Mail](#)

